

Operator: ~ LIMKEMANN FARMS
Field: T3649
Acres: *Home*

3145[1]

Lab #: 25949-77 (3145)
Date: 04/13/2009
Submitted By: CPS (BOWLING GREEN)

SOIL TEST RESULTS

SAMPLE#	SOIL pH	BUFFER Ph	P1 Lbs/a	K Lbs/a	Ca Lbs/a	Mg Lbs/a	OM %	CEC meg	Base Saturation %Ca	%Mg	%K	%H
1	6.6	7.0	28	248	3663	366	2.2	12.0	76.4	12.8	2.7	8.2
2	6.0	7.0	36	256	3267	376	2.0	12.6	64.9	12.5	2.7	20.0
3	6.1	6.9	39	272	4455	495	3.0	16.5	67.6	12.6	2.2	17.7
4	6.2	6.9	22	312	4059	405	3.2	14.6	69.6	11.6	2.8	16.0
5	7.0	7.0	112	488	6039	891	2.6	19.4	77.9	19.2	3.3	-
6	6.4	7.0	96	388	4851	504	2.8	16.7	72.7	12.6	3.0	11.7
7	6.7	7.0	192	408	5544	574	3.4	17.8	77.9	13.5	3.0	5.6
8	6.9	7.0	192	436	5841	633	2.8	18.2	80.3	14.5	3.1	2.1
9	6.3	7.0	102	368	4752	504	3.2	16.8	70.8	12.6	2.9	13.8
10	6.4	7.0	57	404	4356	514	3.0	15.4	70.8	14.0	3.4	11.9
11	6.3	7.0	47	380	4554	544	3.2	16.4	69.5	13.9	3.0	13.6
12	6.0	6.8	71	324	4653	702	2.8	18.7	62.3	15.7	2.3	19.8
13	6.5	7.0	60	284	4257	326	3.0	13.7	77.7	10.0	2.7	9.6
14	6.3	7.0	32	236	3465	336	2.5	12.1	71.6	11.6	2.6	14.2
15	6.9	7.0	44	256	3366	247	2.2	10.0	84.2	10.3	3.3	2.1
16	6.3	7.0	9	196	4455	722	1.8	16.7	66.7	18.1	1.6	13.6
17	6.9	7.0	44	256	3366	227	2.5	9.9	85.1	9.6	3.4	2.0
18	6.2	7.0	32	288	4653	742	2.2	18.0	64.7	17.2	2.1	16.0
19	6.7	7.0	39	312	4158	346	3.0	13.0	80.0	11.1	3.1	5.7
20	6.3	7.0	33	324	4158	554	3.0	15.3	68.0	15.1	2.8	14.1
21	6.3	7.0	204	508	4059	544	2.4	15.2	66.8	15.0	4.3	13.9
22	6.5	7.0	86	368	4554	524	2.6	15.6	73.0	14.0	3.1	9.8
23	7.1	7.0	120	380	4455	386	2.5	13.2	84.4	12.2	3.7	-
24	6.6	7.0	52	396	3960	346	2.2	12.9	76.8	11.2	4.0	8.0
25	6.4	7.0	120	396	5346	900	1.7	20.0	66.9	18.8	2.6	11.7
26	6.2	7.0	116	540	5841	1009	2.4	23.2	63.0	18.2	3.0	15.8
27	6.4	7.0	134	388	5049	871	2.2	19.0	66.5	19.2	2.7	11.7
28	5.9	6.9	102	440	5247	900	2.0	22.3	58.9	16.9	2.6	21.7
29	6.3	7.0	89	332	3762	356	2.4	13.2	71.3	11.3	3.3	14.1
AVERAGE	6.4	7.0	80	351	4489	546	2.6	15.8	71.9	14.0	2.9	12.0

PH AVE. 6.4 EXTRACTED SAMPLES: 23,
P1 AVE. 50 EXTRACTED SAMPLES: 5, 7, 8, 9, 16, 21, 23, 25, 26, 27, 28,
K AVE. 350 EXTRACTED SAMPLES: 16, 26,
♀

Operator: ~ LIMKEMANN FARMS
Field: T3649
Acres:

Lab #: 25949-77 (3145)
Date: 04/13/2009
Submitted By: CPS (BOWLING GREEN)

SOIL TEST RESULTS

SAMPLE#	SOIL pH	BUFFER Ph	P1 Lbs/a	K Lbs/a	Ca Lbs/a	Mg Lbs/a	OM %	CEC meg	Base Saturation %Ca	%Mg	%K	%H
---------	---------	-----------	----------	---------	----------	----------	------	---------	---------------------	-----	----	----

RECOMMENDATIONS (LBS/ACRE)

YLD/CROP	N	P205	K20
200/ MAINT.	246	86	57

SUMMARY - FIELD AVERAGES

9024

Bruenger

Operator: - LIMKEMANN FARMS
Field: T 9024
Acres:

3484

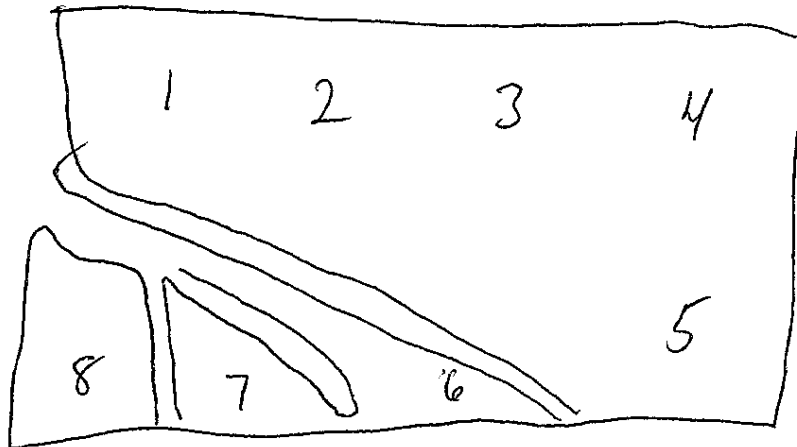
Lab #: 28405-12 (3484)
Date: 04/20/2009
Submitted By: CPS (BOWLING GREEN)

SOIL TEST RESULTS

SAMPLE#	SOIL	BUFFER	P1	K	Ca	Mg	OM	CEC	Base Saturation			
	pH	Ph	Lbs/a	Lbs/a	Lbs/a	Lbs/a	%	meg	%Ca	%Mg	%K	%H
1	6.8	7.0	54	312	4950	811	2.0	16.8	73.7	20.2	2.4	3.7
2	7.1	7.0	39	272	4752	732	2.4	15.3	77.7	20.0	2.3	-
3	6.2	7.0	14	208	4158	613	2.3	15.7	66.3	16.3	1.7	15.7
4	6.7	7.0	10	208	3960	524	2.0	13.1	75.6	16.7	2.1	5.6
5	7.4	7.0	35	348	6435	990	2.4	20.7	77.8	20.0	2.2	0.0
6	7.1	7.0	52	348	5346	732	2.5	16.9	79.1	18.1	2.7	0.1
7	7.4	7.0	47	356	6138	910	2.0	19.6	78.3	19.4	2.4	-
8	7.0	7.0	52	308	4158	415	2.6	12.5	83.2	13.9	3.2	-
AVERAGE	7.0	7.0	38	295	4987	716	2.3	16.3	76.5	18.1	2.4	5.0

PH AVE. 7.1
P1 AVE. 38
K AVE. 295

EXTRACTED SAMPLES: 3,
EXTRACTED SAMPLES:
EXTRACTED SAMPLES:



435

Wolbrank 50
 Operator: - LIMKEMANN FARMS
 Field: T435
 Acres:

3473

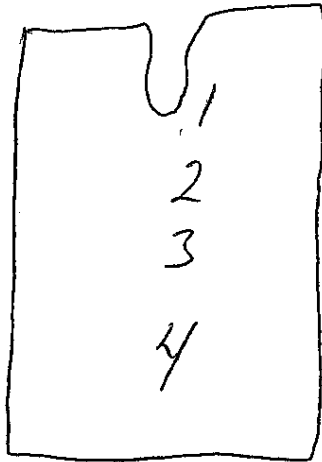
Lab #: 28309-12 (3473)
 Date: 04/20/2009
 Submitted By: CPS (BOWLING GREEN)

SOIL TEST RESULTS

SAMPLE#	SOIL	BUFFER	P1	K	Ca	Mg	OM	CEC	Base Saturation			
	pH	Ph	Lbs/a	Lbs/a	Lbs/a	Lbs/a	%	meg	%Ca	%Mg	%K	%H
1	6.8	7.0	73	272	6039	821	3.4	19.7	76.7	17.4	1.8	4.1
2	7.1	7.0	77	252	6336	900	3.6	19.9	79.6	18.9	1.7	-
3	6.1	7.0	28	180	4158	594	2.3	16.0	65.0	15.5	1.5	18.0
4	6.8	7.0	59	228	4653	594	2.4	15.0	77.6	16.6	2.0	3.9
AVERAGE	6.7	7.0	59	233	5297	727	2.9	17.6	74.7	17.1	1.7	8.6

PH AVE. 6.9
 P1 AVE. 59
 K AVE. 233

EXTRACTED SAMPLES: 3,
 EXTRACTED SAMPLES:
 EXTRACTED SAMPLES:



R/ingler 160 South Middle

3398

Operator: ~ LIMKEMANN FARMS
Field: 3398 S middle
Acres:

3482

Lab #: 28399-01 (3482)

Date: 04/20/2009

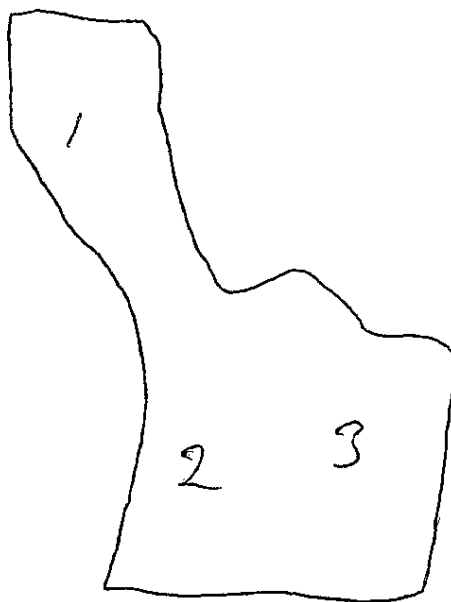
Submitted By: CPS (BOWLING GREEN)

SOIL TEST RESULTS

SAMPLE#	SOIL	BUFFER	P1	K	Ca	Mg	OM	CEC	Base Saturation			
	pH	Ph	Lbs/a	Lbs/a	Lbs/a	Lbs/a	%	meg	%Ca	%Mg	%K	%H
1	7.1	7.0	116	284	4653	613	2.2	14.6	79.7	17.5	2.5	0.2
2	7.8	7.0	32	232	5148	564	2.4	15.5	83.1	15.2	2.0	-
3	7.6	7.0	42	204	4257	326	2.0	12.3	86.6	11.1	2.2	0.2
AVERAGE	7.5	7.0	63	240	4686	501	2.2	14.1	83.1	14.6	2.2	0.2

PH AVE. 7.5
P1 AVE. 37
K AVE. 240

EXTRACTED SAMPLES:
EXTRACTED SAMPLES: 1,
EXTRACTED SAMPLES:



Rlingler 160 South West

3398

Operator: - LIMKEMANN FARMS
Field: 3398 W
Acres:

3483

Lab #: 28402-04 (3483)
Date: 04/20/2009
Submitted By: CPS (BOWLING GREEN)

SOIL TEST RESULTS

SAMPLE#	SOIL	BUFFER	P1	K	Ca	Mg	OM	CEC	Base Saturation			
	pH	Ph	Lbs/a	Lbs/a	Lbs/a	Lbs/a	%	meg	%Ca	%Mg	%K	%H
1	7.2	7.0	39	336	4752	514	2.3	14.5	82.0	14.8	3.0	0.2
2	7.3	7.0	51	364	5247	574	2.5	16.0	82.0	15.0	3.0	0.0
3	7.6	7.0	69	284	5148	485	2.2	15.3	84.2	13.3	2.4	0.1
AVERAGE	7.4	7.0	53	328	5049	524	2.3	15.3	82.7	14.4	2.8	0.1

PH AVE. 7.4 EXTRACTED SAMPLES:
P1 AVE. 53 EXTRACTED SAMPLES:
K AVE. 328 EXTRACTED SAMPLES:

